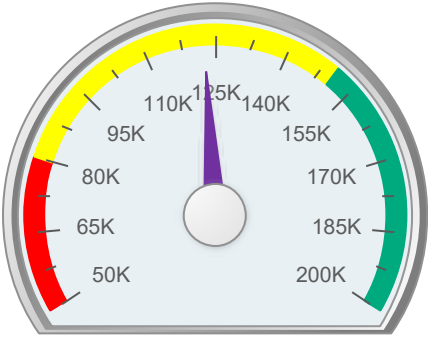
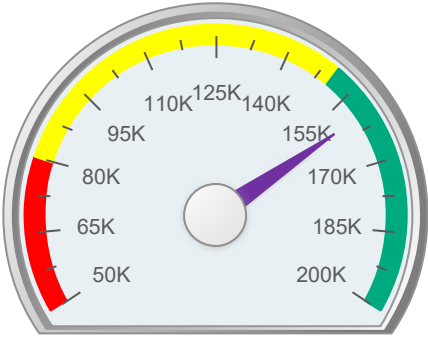


# Regional Sales Chart of AG Manufacture Company



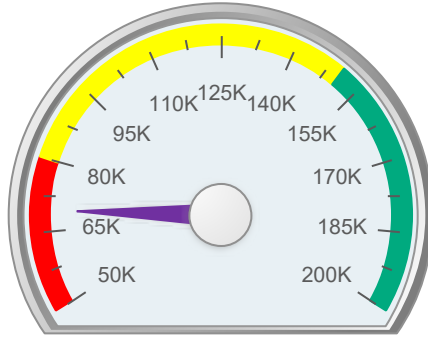
- \$80K Low
- \$150K Normal
- \$200K High

Sales Volume \$123K



- \$80K Low
- \$150K Normal
- \$200K High

Sales Volume \$160K



- \$80K Low
- \$150K Normal
- \$200K High

Sales Volume \$70K