


# Grow Succulents

Succulents are often grown as *ornamental plants* because of their striking and unusual appearance. Let's start grow succulents!

## Gardening Tools

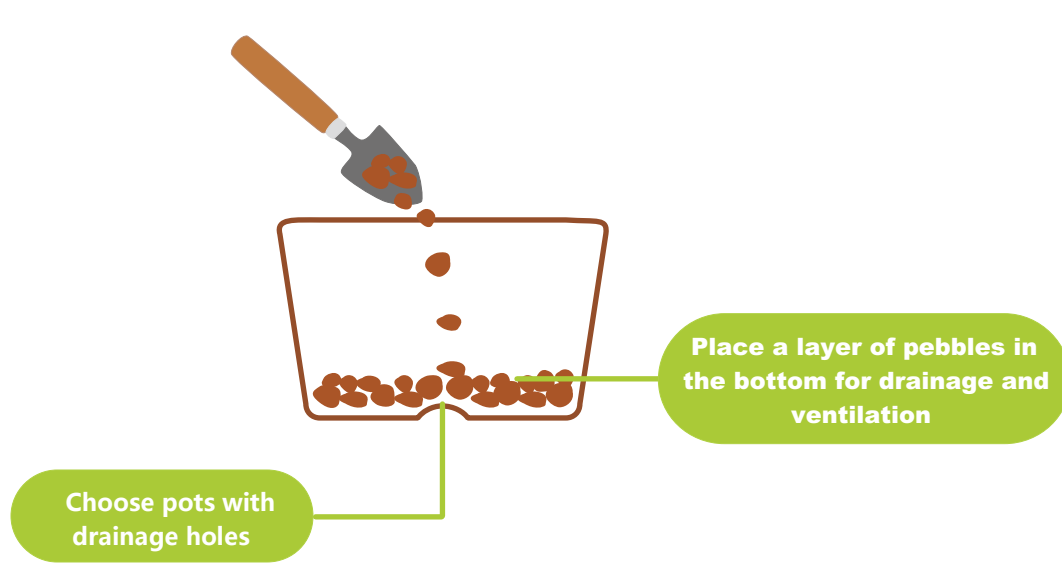


## Usages


- Spray: Increase the humidity in a fleshy environment
- Squirt bottle: Water plant roots and control water volume and position
- Shovel: Fill and shift pots when changing pots for various plants.
- Syringe: Boov away dust and dirt in plant leaves.
- Tweezer: Cultivate the particles of plant leaves and grow

## Planting Steps

1



2



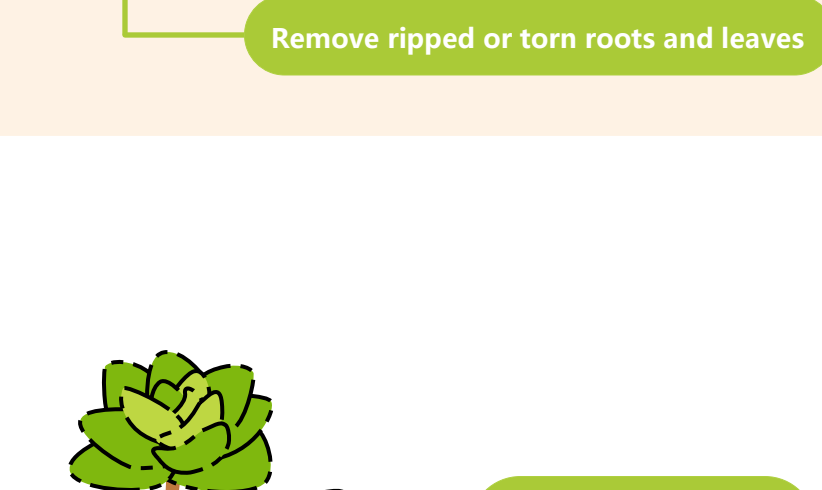
3



4




5



6



7



## Daily Care

Most succulents need very little fertilizer. Watering with a well balanced fertilizer once a month will be all they need. Most varieties need at least half a day to a full day of sunlight. Succulents don't like to have wet feet. When you do water, water thoroughly. In extremely hot areas some afternoon shade is recommended.